Inspirations

Rethinking living
Focus on new
living space concepts

Living office
Working from home in Oslo

Your style, your kitchen
Create your LEGRABOX

blum®

‘We put our customers’ needs at the centre of our thinking.’

Editorial

Times of change often spark reflection and lead us to align with core values such as family, friends and cohesion, but also quality, sustainability and longevity. All this finds expression in our lifestyle and living space. The home environment is the ideal place to develop and find fulfilment. This is where we at Blum would like to be involved. What requirements and ideas drive you? What do you need to implement them? How can we help?

Innovative ideas are not created in an ivory tower. They are born in dialogue. We want to help facilitate a better quality of living and provide new solutions for end users and furniture makers alike. Our goal is to enable bespoke furniture, making the best use of living and storage space, so that everyone can be inspired to create even more exciting designs. To do all this, we cannot stand still. We are driven by our passion to move forward.

Motion is one of our core foundations and is reflected in our guiding principle 'Moving ideas'. Just like our products deliver smooth motion to homes, we work together with committed partners, employees, end users and customers to move things forward and create the greatest benefits for everyone involved.

In short, our customers and end users are our inspiration. What inspires you?

The Blum Inspirations
Editorial Team

Blum inside

You'll be amazed at how Blum products can make your life easier every day. Not only in the kitchen, but in all living areas. The high-quality, award winning fittings from Austria are used in furniture all over the world.

Box systems

Blum offers the perfect drawer for any situation: LEGRABOX, MERIVOBOX and TANDEMBOX. All box systems can be configured to suit individual requirements and boast exceptional engineering and design.

Lift systems

Wall cabinets equipped with AVENTOS lift systems fold up, swing up and over, lift or pivot up, offering the right opening action for any living space. Even large and heavy fronts open with supreme ease and remain in the desired position.

Runner systems

MOVENTO and TANDEM runners ensure that even heavily laden wooden drawers and pull-outs have a feather-light glide.

Hinge systems

Blum hinges ensure that cabinet doors open with elegance and close softly and silently. The technically innovative CLIP top range offers great scope in terms of opening angle and design.

More information

Pocket systems

There is a growing trend to combine living areas and create new space concepts. REVEGO makes it possible to open up entire spaces when needed, and close them off again when not in use – quickly, easily and intuitively.

Inner dividing systems

AMBIA-LINE and ORGA-LINE are flexible inner dividing systems that deliver organisation to interiors – from kitchen drawers to bathroom pull-outs. The dividers can be flexibly adapted to storage items and your personal lifestyle.

Cabinet applications

Practical and creative furniture ideas that offer maximum flexibility so that you can make full use of the storage available and simplify workflows. Solutions by Blum offer easy access, are designed for heavy loads and are really eye-catching.

Motion technologies

Blum brings enhanced convenience to furniture in four ways. BLUMOTION gives you soft and effortless closing, TIP-ON one-touch opening and TIP-ON BLUMOTION is a marriage of the two. SERVO-DRIVE is the electrical motion technology for one-touch opening and soft and effortless closing.

Small space wonders

10 Rethinking living
Focus on new living space concepts

16 Fewer rooms, lots of space
Family life in a loft

22 Tips for more storage space
Organisation made easy

24 All we need is SPACE
Clever cabinet solutions

28 Living office
Working from home in Oslo

34 Practical working conditions
Feel at home in your home office

36 Your office is everywhere
Blum's workplace ideas

40 True greatness comes from within
Micro living concepts

Food culture

46 Authentic, easy and creative
Interview with master chef Chiara van Emrik

50 Different countries have different kitchens
Cooking around the world

54 Your style, your kitchen
Create your LEGRABOX

58 Good planning is half the battle
Use the online Zone Planner

Contents

Trends

62 **Smart homes**
How much technology goes into furniture?

64 **The golden years**
Aging at home

68 **Time to get up and move**
Tips from occupational therapist Klaus Isele

70 **Know today what might be important tomorrow**
AgeExplorer® research

72 **Dark surfaces**
The dark surfaces design trend

78 **Tips**
Books and blogs

The world of Blum

82 **Blum facts**
Facts and figures

84 **Digital inspiration**
Online platform for end users and professionals

87 **Masthead**


Small
wo

space
nders

10 Rethinking living

16 Fewer rooms, lots of space

22 Tips for more storage space

24 All we need is SPACE

28 Living office

34 Practical working conditions

36 Your office is everywhere

Rethinking living

How we live is always a reflection of our time, culture and society. In the past, we mainly concentrated on improving and maintaining what we had; the focus today has shifted to taking on new challenges. The complexity and dynamics of the modern world force us to rethink our lives, but also allow us to focus on our well-being and personal spaces. How will we design our living spaces in the future?

In 1926, architect Margarete Schütte-Lihotzky developed the Frankfurt Kitchen, which is considered the archetype of the modern fitted kitchen. It was conceived for one person only: the housewife. To ensure maximum efficiency, the room was designed to be as practical as possible, like an industrial workplace. The layout not only aimed to maximise space, but also use the space more efficiently.

Open plan living

Living and working areas used to be defined by room type and role and were clearly separated from each other. Things are different today. Knocking down walls to form open plan living areas has become an integral part of architecture – for both houses and apartments. This development fits in with the virtually boundaryless world that we have created, not least through digitalisation. A world in which we can take action and interact with others anytime, anywhere. In open spaces, living areas and functions merge, offering many design options to suit all lifestyles. What is more, multifunctional rooms are an answer to the increasing shortage of living space (especially in cities around the world) because less space is needed for open plan living.

Less space for many people

In Shanghai, for example, living space costs twice as much as in Munich while economic output is significantly lower. City dwellers can often only afford small homes so they have to be more creative in how they use the space available. This is not only the case in the Asian region. ‘More than half of the world's population live and work in cities. The consequence is limited living space that requires intelligent design. What we particularly need is an environment that can withstand the dynamics of a changing world,’ explains futurologist Klaus Kofler. He researches a wide range of future issues, including

Where are the most co-working spaces in the world?

Worldwide percentages

Source: Global Coworking Growth Study 2020. coworkingresources.org.

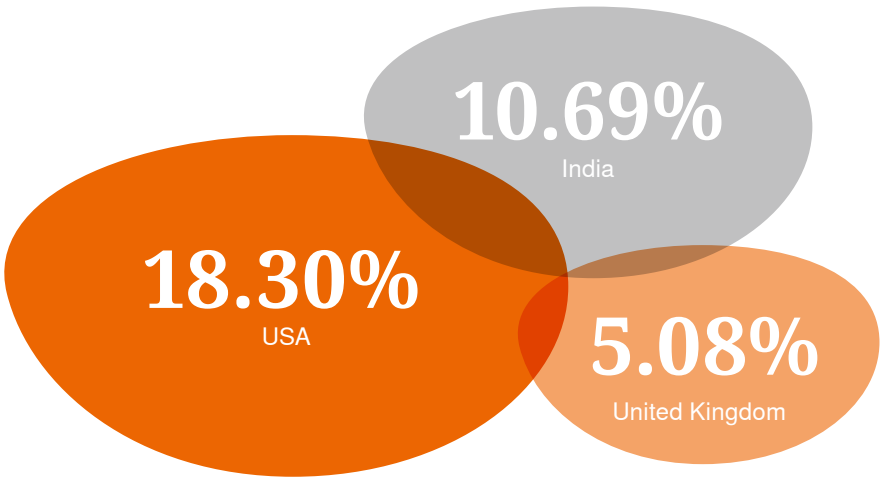

the development of housing in a modern world that is undergoing constant change. How do we deal with change that is perceived as being volatile, complex and ambiguous? In many areas change is replacing stability and solidity and creating uncertainty. But these are not the only things in flux: researchers have seen a move away from consumerism, and the focus is no longer on the presentation of consumer goods, but on their functionality. All of this is expressed in living trends, too.

Co-living and working

The good news is that as far as life and housing are concerned, we have a host of solutions at our fingertips for making the most of this development. Less living space, for example, can be compensated for by co-living or co-working spaces, regardless of what phase of life you are in. Klaus Kofler has also given thought to these themes. ‘We’ve teamed up with partners from the timber construction industry and developed an interesting concept for people who work from their kitchens at home and have to deal with constant interruptions. The idea is to set up a container with two office units in the people’s immediate vicinity. They can rent the space by the hour and work from there. This is the kind of flexibility we’ll need to be able to accommodate work practices of the future.’

New lifestyles

Ever changing lifestyles require ever increasing flexibility. Singles of all ages make up one of the largest groups in society, ranging from young digital nomads to silver surfers. Their life paths are not just defined by childhood, education, career and retirement, but are far more varied. New insights and realisations, professional and private reorientation are the

order of the day. The housing market has so far neglected to integrate these dynamics into its offerings.

Future mindset

We need a future mindset to cope with a dynamically changing world. ‘We have to grasp that we can interact with the wider world from anywhere. We no longer have to go to the office everyday to catch up with work and colleagues. Things are so much better if we open our minds to these different ways of working.’ says Klaus Kofler. According to the futurologist, people are at the centre of these developments and have a real opportunity to make things work the way they want. However, they must be willing to embrace the new possibilities.

Space as a source of inspiration

Living and working spaces today are more important than ever as we combine the two. How can living environments resolve this complexity? A space must offer a variety of possibilities. We could, for example, create dynamic walls that can be adjusted to meet our needs. Combine living areas and use the space available for different activities. And implement multifunctional interior furnishings to make all of this possible. The trend towards minimalism will play a big role in creating open spaces, resolving space shortage and accommodating dynamic lifestyles. We will learn that less can be more. However, our living space will still need to exude security, homeliness, sustainability and individuality. It will be a new key feature of our identity and an emotional enrichment: as a home, home base and reference point where we can come to rest. •

‘In the future, we will need intelligent solutions for a space that is as dynamic as possible, one that allows us to constantly change, adapt and expand our mindset.’

© fasching.photo

ABOUT

Futurologist Klaus Kofler is co-founder of the Future Design Academie in Dornbirn, Austria and Wuppertal, Germany. Klaus Kofler tackles interdisciplinary topics around futurology and future design, defines goals and strategies for shaping the future and is a sought-after lecturer, speaker and author.

LIFE
PASSION

Fewer rooms, lots of space

How can a young family find peace and quiet in a loft, work undisturbed and at the same time enjoy a lively life together? Hanneke and Wouter's apartment on the harbour in Rotterdam is a fine example of bespoke living: with dividing walls, well defined spaces and a great love of order.

PHOTOGRAPHER
PETER KOOIJMAN

LOCATION
ROTTERDAM | NETHERLANDS

TEXT
TINA SCHNEIDER-RADING

ARCHITECT
ROBERT WINKEL |
MEI ARCHITECTS AND PLANNERS

As soon as Hanneke and Wouter crossed the threshold they knew they'd found their new home. To the left a view of the harbour and river and to the right the facades of the townhouses of Rotterdam. Every inch of the 1,460 sq. ft. (136 sq. metre) flat is flooded with light thanks to the floor-to-ceiling windows. 'We were completely bowled over by the transparency and flow of the apartment,' says Hanneke. It took them just five minutes to decide to buy the place. Schiecentrale on Lloydstraat is part of a former power plant that was redeveloped by Robert Winkel from Mei architects and planners. The freelance educationalist and IT consultant had originally been looking for a classic old building – not a raw industrial loft with bare concrete walls and ventilation pipes. But then they remembered their first shared apartment in Gent in Belgium: 'As soon as we moved in, we removed all the doors because we love the feel of spaciousness!' The loft was a lucky find, offering limitless scope for design. Interior designer Martijn Sorée channelled the couple's ideas and needs into a bespoke design. With a small budget but many ingenious ideas, he has created a modern family apartment that is almost totally open-plan and yet packed with possibilities for privacy.

Flexible spaces with thin dividing walls

The sleek Finnish pine panels are multi-functional: they structure the floor plan, serve as a wall for hanging pictures, create storage space and can even be moved about. The ceiling-high folding doors to the children's space, for example, run on ceiling tracks. During the day, the

‘The best thing about living in a loft is that you can customise your floor plan.’

doors are simply folded away. The couple’s bedroom is tucked away behind the wooden panels with fanlights in the living area. It consists of a wall of wardrobes and has no windows – the horizontal band of glazing under the ceiling lets in enough natural daylight.

Recipe for loft life: well-defined living spaces and flowing transitions

There’s only one space in the entire apartment that has masonry walls and that’s the bathroom. The other areas are open plan – and yet clearly zoned. ‘We originally wanted to put our bed next to the windows. Thankfully, our interior designer convinced us otherwise,’ says Hanneke. The living zone with the family sofa and long dining table now share the glazed facade; the parents’ and children’s bedrooms are discreetly hidden by the wooden partitions. The two runs of kitchen units open a passage to the glazed entrance area at the rear of the loft. There is even space for a small desk.

Living in a box: how can open plan designs incorporate enough storage?

Loft life teaches discipline. The couple had a big clear out and decluttered their belongings before they moved in. ‘We got rid of everything we didn’t use.’ Closed walls such as the folding doors to the children’s area and the ceiling-high sliding doors to the bathroom and toilet create a visual calm. Having a lot of open space doesn’t automatically mean that there’s little storage space for utensils: the two runs of kitchen units have very deep drawers which help to keep everything nice and tidy. Bikes and tumble dryer are concealed in a steel box in front of the apartment door.

CHEF
LIV

‘Bare concrete walls and ventilation pipes: we love the industrial feel combined with the warmth of wood.’

Material basics: How to weave homeliness into an industrial style interior

Large textile surfaces absorb noise, particularly in large spaces. But Hanneke and Wouter decided not to use curtains. ‘The ceilings are relatively low so the reverberation is not so bad.’ In addition, the timber construction in the sleeping zone and a large carpet in the entrance area create a warm ambience. The exposed ventilation pipes, naked concrete walls and cast floor in taupe offer a sober contrast to the sofa and the warm metallic hue of the copper lights. •

Tips for more storage space

Open plan living calls for clever storage space solutions. Fight against messy homes and create an inspiring living environment, where everything is exactly where it should be. Our experts have come up with a few basic and easy to use tips and tricks.

01

Specify your storage items

Storage space requirements differ depending on the size of your household and lifestyle. What items do you want to store in your cabinets and how big are they? Every cabinet should have a designated purpose.

02

Use fewer units

It's more efficient to equip cabinets and sideboards with a few wide pull-outs than lots of narrow ones. Drawer and cabinet sides take up space. The fewer you have, the more storage space you create.

03

Invest in pull-outs

Pull-outs allow you to use the entire depth of the cabinet for storage (in contrast to shelves). And if you use high drawer sides and a high back, you can easily stack items.

04

Provide easy access

Deep drawers should have full extension. This will make it easy to access contents and allow you to make full use of the storage space. Pull-outs with a depth of up to 65 cm can be implemented with ease.

05

Make the most of every nook and cranny

When planning a kitchen, you might find yourself left with small gaps in awkward areas. Narrow cabinets with widths starting at just 20 cm create additional storage. For example for spices, bottles or chopping boards.

06

Opt for spacious cabinets

Very few homes today have a pantry. No worries. A spacious larder unit will do the trick too. What's more, large cabinet solutions of this kind also deliver organisation to other living areas.

07

Unlock hidden storage potential

Under-sink space in kitchens and bathrooms is frequently left unused. Create additional storage for small utensils with the U-shaped sink pull-out.

08

Incorporate inner pull-outs

Smaller inner pull-outs make efficient use of the space behind high fronted pull-outs. They're ideal for keeping objects that would normally clutter worktops.

09

Use inner dividing systems

Inner dividers adapted to storage items tidy up interiors and provide clear visibility of contents. They make it easy to organise the little and big things in life.

All we need is SPACE

Well-thought-out cabinet solutions use minimal floor space and yet maximise storage and create tidy homes – especially useful in open plan living areas. Blum's ideas make it easy to create storage in places you would never have thought of.

SPACE TOWER

Most items are kept in the kitchen. You need storage space for dinnerware, cooking utensils and food. The SPACE TOWER cabinet solution comes in all heights, widths and depths so it can be adapted to individual requirements and offers plenty of storage space. The drawers can be opened individually, providing clear visibility and easy access to all contents. SPACE TOWER is also suited to other living areas.

SPACE STEP

SPACE STEP is an intelligent plinth solution that creates additional storage space in two ways. First, the hidden step gives you access to higher levels so there's no stopping you from implementing high cabinets with extra storage. Second, you can keep seldom used items in the plinth drawer. Another practical plus point is that SPACE STEP provides children with a safe platform to stand on to reach worktops or wash basins.

SPACE CORNER

Blum even offers a solution for awkward corners: the SPACE CORNER cabinet comes in all heights and widths and puts corner space to optimal use. Ergonomic full extensions ensure that you have easy access to all items, be it cutlery or other utensils. High back panels and drawer sides increase the storage volume and prevent items from falling down the back of the cabinet.

SPACE TWIN

This narrow cabinet turns leftover gaps into valuable storage for spices and baking sheets. SPACE TWIN ensures things are immediately to hand and simplifies workflows if installed close to the worktop and hob. Despite its narrow construction, the cabinet is stable and can even be laden with heavy bottles.

More information

The big plus offered by Blum: good ergonomics and user convenience are important qualities of storage space and furniture. Our four mechanical and electrical motion technologies BLUMOTION, SERVO-DRIVE, TIP-ON BLUMTION and TIP-ON ensure that pull-outs and doors open and close softly and effortlessly. These motion technologies make it child's play to open cabinets, store and remove items.

Living office

PHOTOGRAPHER
INGER MARIE GRINI

LOCATION
OSLO | NORWAY

TEXT
TINA SCHNEIDER-RADING

STYLING
HEGE BARNHOLT

Regular home office workers need space for ideas and a restful environment for their eyes. That's why Johan Tran's flat in an old building in Oslo is a perfect marriage of Scandinavian and Japanese designs. The architect from the capital of Norway has opted for light coloured wood and uses ceiling-high sliding doors to divide the floor plan into zones. Kitchen, working and living areas flow into one another – Johan can withdraw to the study or shut out the kitchen chaos for the evening while he relaxes. The refurbished 545 sq. ft. (51 sq. metre) flat meets all the requirements of its style conscious inhabitants. A power place – sensual and simultaneously sober.

‘We played with flexibility. The sliding doors give us the possibility to combine two rooms.’

Integrating working space – with sense and sensitivity

Johan Tran’s flat was a typical, compartmentalised apartment in an old building in the middle of Oslo. He and his girlfriend live together. Both work a lot from home. The designer’s first thought was to gut everything and use ceiling-high sliding doors in the Japanese tradition to create flexible spaces for living, cooking and working. This is how he created a multi-functional space bursting with Nordic Scandi vibes. ‘All we have to do is close the room divider between the office and living room and we can both work in a relaxed way during the day. It also creates a nice and private guest bedroom at night,’ says Tran. Vertical slits have been milled into the sliding doors so that daylight can stream into the living room. ‘If we’d used permanent walls to zone off the study, we wouldn’t have used the space after work.’ When the doors are open, the office becomes one with the living room. The calm colour scheme, green plants and discreet decorations are conducive to concentration – in the workspace and entire apartment. The beech veneer desk that was designed by Tran himself is mounted to the wall to save space. Its drawers keep things tidy. Thanks to the wall mounting, the herringbone hardwood floor is in full view. ‘I like the classic look of the flooring,’ says Tran. ‘What’s more, the pattern breaks up the strict lines.’

Opt for bespoke solutions and be creative

Tran has not only designed the delicate desk in the study but also the dining table in the living room. ‘It’s the standard height to ensure that you can sit in a relaxed position,’ says Tran. ‘But we’ve adapted its width and length to the size of the room.’ The wall shelf is also a perfect fit: not an inch of space is wasted. Tran has some good advice if you want to fit a lot in a small space: ‘Use space maximising solutions as much as possible.’ If you don’t think you’ve got enough know-how to design the furniture yourself, go to a cabinet maker, pick your favourite wood and have the storage space solution or furniture made to measure by a professional – it’s worth the investment.

Create extra storage from every nook and cranny

The room layout is a given in most old apartments. And projecting walls, alcoves and corners could result in dead space. Johan Tran has reclaimed these tiny spaces and come up with effective solutions for every nook and cranny. He's tucked a washing machine and tumble dryer into the bathroom and fitted a 20 by 10 cm spice shelf into the gap between the fridge and wall. 'You can straighten up the lines by closing awkward spaces.' The effect is amazing: everything looks nice and tidy. In addition, Tran relocated the bedroom to the former kitchen. The compact fitted kitchen, study and living room create a far more open and spacious layout.

The sleek material mix exudes calm and creates a holistic ambience

Basic design rule: The smaller the apartment, the more important it is to keep the look calm and spacious. Johan Tran has confined himself to using just a few understated materials in line with Japanese design principles. And he has used them consistently throughout the apartment: the fitted kitchen units, sliding and wardrobe doors, tables and shelves are beech plywood with a natural soap finish. He has added brass details, like the metal band which runs across the dining table and the handles in the kitchen. A pendant light designed by Tom Dixon sets another lustrous highlight in the study. ‘You automatically create a tranquil feeling if you restrict yourself to just a few materials,’ says Tran, explaining his concept. His design ideas are used throughout the apartment: the sliding doors used as partition walls are not the only elements that feature vertical slits. The wall shelf has them too.

Decorative items set visual highlights

Johan Tran has enhanced the tranquil setting with some timeless design classics. He bought the second hand 1960s dining chairs and restored them himself. The daybed by Ole Wanscher dates back to 1949. Soft fabrics counter the harshness of the clean lines, and healthy plants like the monstera in the study improve the room climate because the large leaves create good humidity. •

Practical working conditions

The working world is undergoing a major rethink. An increasing number of people are working from home, and more importance is being attached to achieving a healthy work-life balance. There are a few things you should consider if you want to work effectively at home and be able to switch off after a hard day.

Dynamics

Sitting in the same posture for long stretches of time can lead to neck and back tension. You can prevent aches and pains by frequently changing your position or standing while working.

Storage

Keeping your desk tidy will also help clear your mind. Give yourself plenty of well-organised storage so that work essentials are immediately to hand and can be cleared away again in a jiffy.

Ambience

One of the greatest advantages of working from home is that you can personalise your workspace. You can create a pleasant working environment with plants, pictures and other decorative items.

Rest

A quiet environment will help to keep you focussed and productive. That's why your home office should be protected against noise. If you don't have a separate room, it might help to use a visual partition or room divider.

Air

Open the window regularly to keep oxygen levels high at your workplace. This will significantly increase your physical and mental performance.

Light

The amount of natural daylight might not be enough to adequately illuminate your workplace. In this case, use a supplementary light source such as a daylight or LED monitor lamp to protect your eyes from fatigue.

Break

You should take regular breaks away from a display screen and get some exercise. Outdoor walks are a great way of recharging your batteries. Standing while on the phone also has a positive effect on posture and circulation.

Colour

Blue light disrupts our sleep-wake cycle. This not only applies to working late at computer screens but also to smartphone displays. Turn on the night mode to protect your eyes. Special workplace glasses can be bought with a blue light filter.

Ergonomics

Desk and chair should be set at the right height. Upper and lower arm should form a right angle. Your posture is optimal if the angle between your thighs and torso is more than 90 degrees.

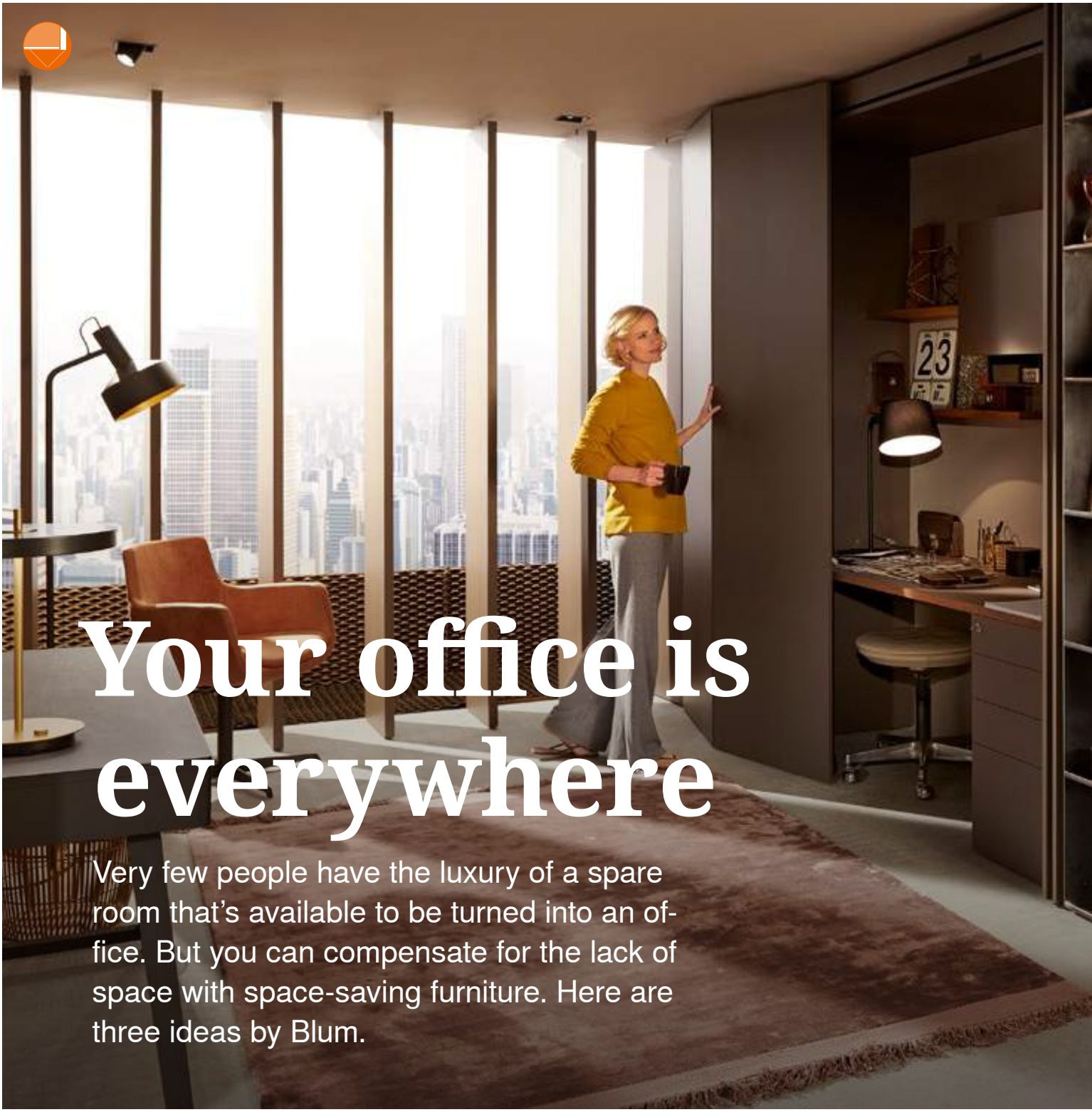

Your office is everywhere

Very few people have the luxury of a spare room that's available to be turned into an office. But you can compensate for the lack of space with space-saving furniture. Here are three ideas by Blum.

Instant work space

If you've incorporated a home office into your living space, you want to be able to shut it away when not in use. The REVEGO pocket system allows you to conceal individual areas and even entire runs of units. When it's time to work, open the doors with a single touch and push them into the side pockets. At the end of a long day's work restore the space to a living room by simply closing the doors.

More information

Wall cabinets are just the job

Stay lifts like AVENTOS HK top are ideal for studies. The wall cabinet front lifts up and out of the way. Blum's patented opening angle stop ensures that the front does not hit the ceiling. The fitting is extremely functional and compact and has already won several awards for its minimalist design.

Home office on wheels

The mobile multifunctional workstation fits into even the tiniest home and can be moved to wherever it is needed. It is a further development of a standing desk and has pull-outs that are opened on opposite sides to prevent instability. The upper worktop easily slides to one side, so you don't have to clear things off the desktop to get to a laptop underneath. •

REVEGO – home office solution when closed

After work

True greatness comes from within

Quality of living has nothing to do with the size of a home as demonstrated by micro living. Micro living is not just about living in a tiny home. It's a holistic concept that extends from the building envelope to interior furnishings. The micro housing scheme implemented by Rhomberg Bau in Dornbirn, Austria is a fine example of this new approach, in which Blum acted as a consultant.

PHOTOGRAPHER
DIETMAR WALSER

LOCATION
DORNBIRN | AUSTRIA

‘Our modern housing approach tackles three major challenges at once: lack of building plots, construction costs and affordable housing.’

Martin Summer, Managing Director of Rhomberg Bau

More information

Small living spaces that are big on comfort: the DAVID housing scheme consists of apartments with 355 sq. ft. (33 sq. metres) of floor space. They are fully furnished and combine top quality materials with timeless, highly functional design. Features that don't fit into the apartments are located in shared, co-living spaces: a lounge with a kitchenette and book corner, bicycle parking, workroom, utility room and outdoor areas with raised beds, a BBQ and seating area.

Young and old

The concept is designed for residents of all ages. Whereas students and young professionals used to be the key target group for one room flats, more and more older people are coming to appreciate the benefits of micro living. And not just in Austria. The difference lies in the additional services that make these apartments more attractive than standard sized homes. They range from free WLAN, car and bike sharing and cleaning services to serviced apartments in which older residents can benefit from care services.

Short-term fad or long-term trend?

The number of one-person households is projected to rise to 44% in Germany by 2035. This is a worldwide trend and likely to give additional impetus to the micro living boom. The main reason for this development is that more and more people want to live in urban centres and remain flexible. Furnished apartments with short-term tenancy agreements are just the job for digital nomads.

Urbanisation and shortage of living space

Micro living has been in vogue for some years in Great Britain and the USA. A beautiful example is Carmel Place in Manhattan – a modular housing concept that offers tiny units to residents of New York. The demand for affordable dwellings has also been high in Japan's metropolis of Tokyo for decades. Japan's first micro apartments were created in the Nakagin Capsule Tower which still has a futuristic air although it was built way back in 1970.

Designed to the last detail

Creativity is essential if you want to pack a lot of functionality into a small footprint. You have to utilise every inch of space to the max. Design, quality and convenience also play a very important role. These requirements are met with made-to-measure, (ideally) floor-to-ceiling fitted units and multi-functional furniture. DAVID's micro apartments in Dornbirn, Austria boast a well-thought-out room layout and smart storage solutions in all living areas. Residents report that these features make the space feel bigger than it actually is. At the same time, this way of living inspires you to pare things down to the essentials. Less can be more in many aspects of life.

Together not alone

Regardless of age or stage in life: living alone does not automatically mean

‘Micro apartments score in terms of clever floor plan, ingenious furniture and a focus on the essentials.’

Martin Summer, Managing Director of Rhomberg Bau

living in social isolation. The residents can withdraw to the privacy of their own apartments but are not alone. The micro living concept gives those who would like to socialise and interact with others the possibility to do so in shared spaces. Community is an integral part of the micro housing concept. •

Food
cul

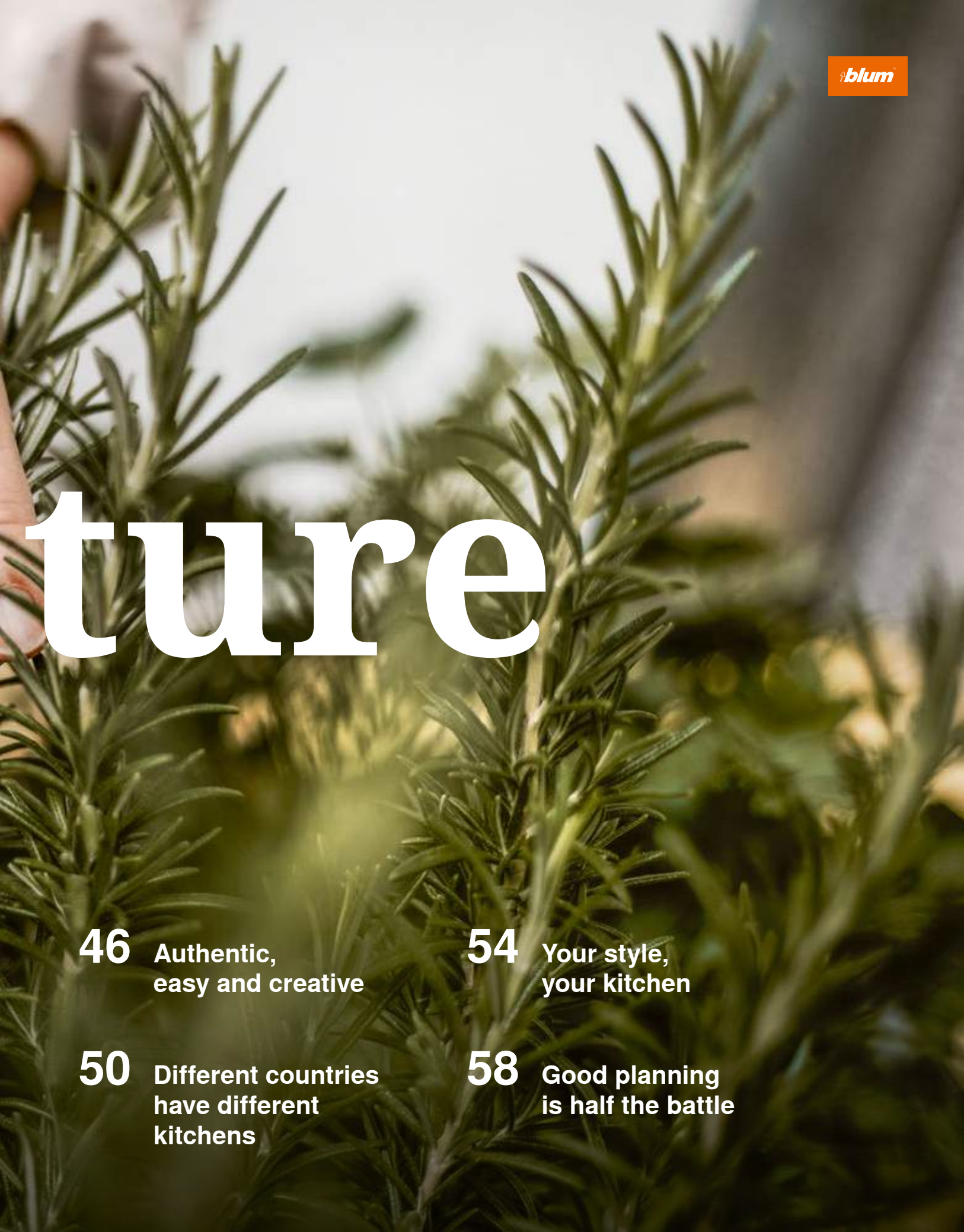

ture

46 Authentic, easy and creative

50 Different countries have different kitchens

54 Your style, your kitchen

58 Good planning is half the battle

Authentic, easy and creative

Belgian master chef Chiara van Emrik is firmly convinced that you're missing out in life if you don't take the time to cook and enjoy good food. Her culinary expertise is inspired by childhood memories and the cuisines of different countries around the world.

PHOTOGRAPHER
JUAN WYNS

LOCATION
SINT-NIKLAAS | BELGIUM

What is food culture to you?
I think that tradition plays a very important role in food culture. You can experiment, modify and combine things but you should never forget your roots. However, the place you live in will always have an impact on cooking and enjoyment. So although you stick to the recipe and always prepare things the same way, traditional dishes will taste differently depending on the region and country you're in. It's not always easy but it is important to preserve these dishes as part and parcel of the culture.

Where do you take your inspiration for new recipes?
Well, much of my day revolves around finding inspiration for new dishes and recipes. It can be a picture or a photo, a trip, a particular dish in a restaurant or a conversation. I can spend hours talking to my good friend Wouter Van Tichelen about food, recipes and ideas. He used to have a Michelin-starred restaurant and is now Master Chef at Botanic Sanctuary in Antwerp. After our conversations I like to immediately try out all the ideas buzzing around in my head.

Are you an artisan or an artist?
I feel like an artisan when I cook. And more like an artist when I bake. The latter requires more finesse and thought. Of course that could also be the case when cooking, you just have to look at the unforgettable plates that star chefs conjure up. But that's not my style. I love classic, traditional and healthy dishes that are well-crafted.

Have you got a favourite ingredient?
That's a tough question! But if I have to choose, I'd say herbs and spices. I think they're totally underrated. I recommend using herbs to add a fresh and personal twist to your dishes. Even if you don't like cooking or think you're not good at it: go for the herbs. Use more salt and pepper, but above all herbs and spices!

‘Food and drink are not just fundamental to human survival. They form an essential part of who we are and how we feel.’

What food trends should we look out for?
People have become a lot more open to exotic tastes and foreign flavours, and thankfully, there is a greater emphasis on authenticity, for example with Chinese dishes that are popular in the West. There’s also a trend toward hummus and muhammara from the Near East, but cauliflower and celeriac are also experiencing a revival. More and more importance is being attached to good quality local produce that has been sustainably grown. There’s no need for vegetarians to nibble on a lettuce leaf any more: there is a growing range of plant based foods. The same applies to non-alcoholic drinks.

Digitalisation in the kitchen: blog versus cookbook – what’s changed over the last few years?
The internet is a great source of inspiration for recipes but to my mind, it can’t replace a good cookbook. Holding it in my hands and browsing through the recipes is the greatest thing for me. I think it’s the same for the younger generation. I don’t mind if the pages are sticky from rogue splashes of sauce – as long as I made them.

What will the kitchen of the future look like? What requirements will it have to meet?
I think it’ll always be important to have enough space to move around and large enough worktops. You also need to have enough storage and pull-outs. Make sure you have large, wide drawers that are deep enough to stash lots of items, including ugly food processors, waffle irons and mixers. My tip is to store chopping boards and baking sheets upright in pull-outs. This will keep the kitchen nice and tidy and free up your oven for baking.

What couldn't you do without in your own kitchen?
I definitely don’t need a kitchen aid or Thermomix to cook a meal but I would miss them. To answer the question sensibly: good knives and chopping boards.

In my kitchen I need less ...
... distraction

In my kitchen I need more ...
... time. •

ABOUT

Chiara van Emrik realised that cooking was her passion after seeing Belgian top chef Marc Paesbrugghe in action at world-renowned Sir Anthony Van Dijck. After completing her training, she worked with Roger van Damme, one of the best patissiers in the world and became Njam's first woman master chef. Van Hoecke is a supplier to the furniture industry in Belgium. In the company's showroom, Chiara shows end users how to make their kitchens fit for the future in terms of equipment and drawer design.

Tender chicken roulade with rosemary potatoes

Just a handful of ingredients is all it takes to rustle up this fantastic twist on a classic stuffed chicken recipe. Roulades of tender chicken breast fillet filled with bacon and Roquefort cheese go perfectly with roasted rosemary potatoes. This is how it goes.

Serves: 4

- ½ kg potatoes
- ½ kg fresh spinach
- 4 chicken breast fillets
- A few slices of bacon
- One large piece of Roquefort cheese
- Olive oil
- Rosemary
- Garlic
- Nutmeg

Preheat the oven to 200°C. Cut the potatoes into small chunks, combine with some garlic, olive oil and lots of fresh rosemary. Season with salt and pepper and roast in the oven for about an hour. Wash the spinach, season with salt, pepper and nutmeg and sauté briefly. Cut horizontally through the breast, season with salt and pepper and lay slices of bacon over the flattened chicken. Spread spinach and Roquefort cheese on top. Then roll up the fillets as tightly as possible and wrap first in cling film and then in aluminium foil. Place roulades in boiling water for a few minutes, remove pot from heat and allow to rest for a while. Remove the foil, slice the roulades and serve with the crispy rosemary potatoes.

Smakelijk! Enjoy!

More information

Different countries have different kitchens

Our way of living is shaped by the different cultures we inhabit all over the world. Every continent and every country has its own solutions to typical challenges. The clearest differences are those between kitchens. The Requirements Research team investigates how kitchens and furniture are used all over the world. The department is a fundamental part of Blum. 681 observations have been carried out in 33 different countries to date. The department's findings allow the company to develop products and services that are tailored to international markets.

‘We can only develop the right solutions for kitchen furniture if we know what users want – in markets across the globe.’

Sandra Boehler, Requirements Research Julius Blum GmbH

Dry and wet kitchen

Oils used in Asian cookery are incredibly important and used liberally. This causes airborne grease and odours. That is why some households have two separate kitchens. Guests are invited to the dry kitchen, but the heavy cooking and frying takes place in the wet kitchen.

By hand or machine

In many countries, for example in Finland or Russia, washing up is usually done by hand. These kitchens have a cabinet with a built-in dish rack mounted above the sink. Dishes drip dry out of sight.

Masala or merlot

Herbs and spices are essential to Indian cuisine. No Indian cook could do without a spice box (masala dabba). By contrast, top priority is given to the storage of wine in France. Preferably in a wine cabinet (armoire à vin) directly next to the practical pull-out for baguette.

Roasting or steaming

Europeans will have a hard time finding an oven in a Chinese kitchen. Bamboo or stainless steel steamers are used instead. By contrast, North American kitchens are equipped with very big ovens so that families can cook whole turkeys for Thanksgiving.

Gas, grill or electric

The advantages of a gas stove are appreciated in Asia and France. In Germany, however, people prefer electric cookers with easy-to-clean ceramic or induction hobs. In Ghana, despite modern kitchens, some dishes are traditionally prepared outdoors on a charcoal grill.

Fresh or food stocks

While people in Asia typically buy fresh produce at the market, Europeans like to stock up. This has an impact on their storage space requirements in the kitchen. The most spacious pantries can be found in Australia and New Zealand, where people are likely to shop less frequently because of the distances they have to travel.

Minimum or maximum

Kitchens in China often have a minimalist design because they have to fit into a small footprint. In other countries such as South Africa, kitchens of up to 538 sq. ft. (50 sq. metres) are not uncommon. They are the place where family and friends gather.

Kimchi or crushed ice

Kimchi is a Korean national dish. Koreans are so keen on the food that they might splash out on a special kimchi fridge. Talking about chilling appliances, XL free-standing refrigerators with ice and water dispensers are characteristic of the USA.

Did you know that on average

we spend

2

hours a day standing in the kitchen?

we walk

932

miles (1.500 kilometres) during the lifetime of a kitchen (approx. 20 years)?

we store

250

kilograms of items?

Interiors say a lot about who you are. The interior design of your home reflects your personality. Great interior design is about making a space your own and creating a bespoke signature style. The LEGRABOX box system by Blum gives you endless possibilities for creating a bespoke look. You can not only personalise the exterior but also the interior of drawers. When open, the drawers show how much

Your style, your kitchen

attention to detail as gone into them. A wide array of colours and materials, printing and laser-engraving options allow you to create completely unique designs. The double walled drawer sides of LEGRABOX allow you to carry the stunning design of the space through to drawer interiors or create daring contrasts with strong accents.

Opt for subtlety
Drawer sides with glass inserts make drawers with closed sides look light and airy. LEGRABOX free lets the drawer contents shine through.

Make it bespoke
Printed drawer sides are special design features that create a visual surprise – one of the options offered by LEGRABOX individual.



Add colour accents
Inner and outer drawer sides can be designed differently thanks to the clever double-shell design. Trendy noble rust comes into its own here (LEGRABOX special edition).

Create amazing harmonies
Dark fronts and surfaces with matching colour drawer sides harmonise with light shades of wood – LEGRABOX individual. •

Good planning is half the battle

Are you familiar with Blum's Zone Planner? It helps you calculate your personal storage needs and preps you for your first meeting with a kitchen consultant or cabinet maker. You'd like to fit everything in, make full use of the storage space available and create smooth workflows? No problem, the Zone Planner will get you started.

Step 1

SPECIFY ITEMS

What supplies, cooking utensils, plates and cutlery do you want to store in your kitchen? Consider which storage item is the tallest (olive oil bottle) or largest (food processor), what you want to have within reach when cooking and where you'd like to keep your dishes so that you can quickly lay the table.

Step 2

PLAN ZONES

Start the online Zone Planner which will take you through the different topics step by step: consumables, non-consumables, cleaning, preparation and cooking. Forgotten anything? You can add items yourself and enter quantities in every step.

Step 3

IMPLEMENT PLANS

With just one click you can print out your personal list of storage items, matching cabinet solutions and suggestions on inner dividers for drawers and pull-outs or send it to your kitchen consultant or cabinet maker. The easy way to plan your kitchen – hand in hand with your manufacturer.

Trends

62 Smart homes

64 The golden years

68 Time to get up and move

70 Know today what might be important tomorrow

72 Dark surfaces

78 Tips

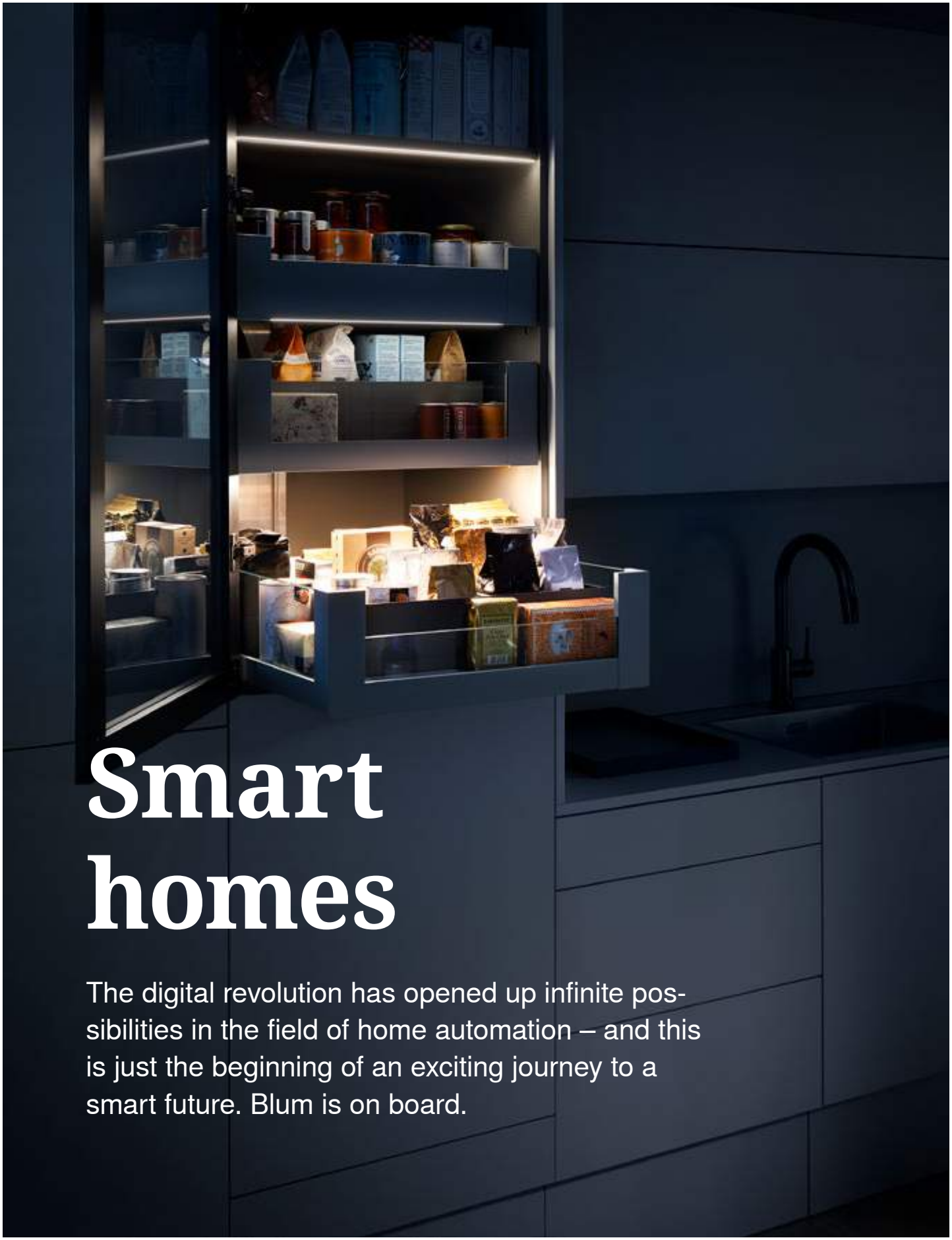

Smart homes

The digital revolution has opened up infinite possibilities in the field of home automation – and this is just the beginning of an exciting journey to a smart future. Blum is on board.

There are three main reasons why not every household has embraced smart home technologies: lacking interconnectivity between different systems, complex provider landscape and users' concerns about cybersecurity. This applies in particular to Germany. There is less scepticism in the USA and Great Britain. However, forecasters believe that the number of smart homes in Germany is set to hit 18.5 million by 2025. Intelligent lighting systems top the popularity charts followed by networked security cameras, doorbells and smart household gadgets that can be controlled via an app.

What is the motivation behind it?
According to a survey by Statista, 72% of the interviewees are convinced that smart technologies provide enhanced convenience and a better quality of life. 65% say that the desire for greater security is a deciding factor. Better energy management and consequently increased energy efficiencies are also among the driving forces of this development. Last but not least, smart Ambient Assisted Living helps older people and those in need of care to stay living independently in their own homes.

What trends are emerging?
In the future, a single wireless standard will ensure that all devices are compatible with each other. Solutions that are independent of WLAN connections are also in the offing: users will be able to control their smart devices even when offline, in other words without having to connect to the provider's cloud. Another home tech trend is voice controlled smart displays that simplify operation.

Can fittings solutions be smart?
We at Blum have been investigating the topic of smart homes for many years because we want to be able to support future developments and living trends. We believe that furniture of the future will be a 'home' for smart devices. We're already working on infrastructure for charging devices inside furniture – via the most commonly used interface USB-C. And we're interested in the operation of furniture via voice command. •

The golden years

In the modern world there is a desire to return to traditional living arrangements, where older people remained in their own homes – aging at home. People start the new chapter in their lives with energy, high demands on quality and convenience and surprising digital dexterity. These are the best prerequisites for aging at home.

‘Functionality is top priority when you build and furnish an apartment or a house. You can change the design if required. But it’s difficult to replace missing functionality later on.’

Lothar Marx, Architect and Honorary Professor at the Technical University of Munich

Having several generations under one roof used to be quite common, but extended family living is in decline today. This is prompting people to think about where they would like to live in old age. Most people are keen to stay in their homes as long as possible.

Opportunities and challenges

Having roots is important for body and soul. Aging at home means staying in a familiar environment and continuing to belong to the community and social network. Ideally, there will be strong relationships with the family – this will give adult children the assurance that their parents are well. Depending on physical fitness, it might be necessary to do some remodelling to make everyday life easier – for example, in the kitchen or bathroom. However, with a bit of understanding, acceptance and advance planning, the transition will be easy.

Adaptable homes

When you’re young it’s difficult to imagine the challenges that come with old age. Age can, for example, affect your sense of touch. Movements that used to be easy become hard. Homes and furnishings have to be adapted to these age-related changes. ‘Most people don’t realise that their current homes don’t meet the requirements of independent living in old age until it’s too late,’ says Lothar Marx, architect of housing and social real estate. ‘The thing is that you should really consider accessibility right from the start of the construction process.’ Lothar Marx’s specialist field is accessibility in building construction for the disabled and elderly. He is an Honorary Professor at the Technical University of Munich.

Design for all

The design for all concept (universal design) is gaining traction. The idea is to create accessible layouts and interiors that are appealing and accommodating for everyone. After all, ease of use and convenience are benefits for everyone. The trend is also having a positive impact on residential construction but there are some limitations. ‘It’s presumptuous to think that we can build a home that fits everyone. We’re all individuals. What’s

Living in old age: What do people invest in?

House owners want to make provisions for the future: 72% intend to invest in their own homes.
Source: Survey by co2online for the initiative: “Our house: efficient, comfortable and safe.”

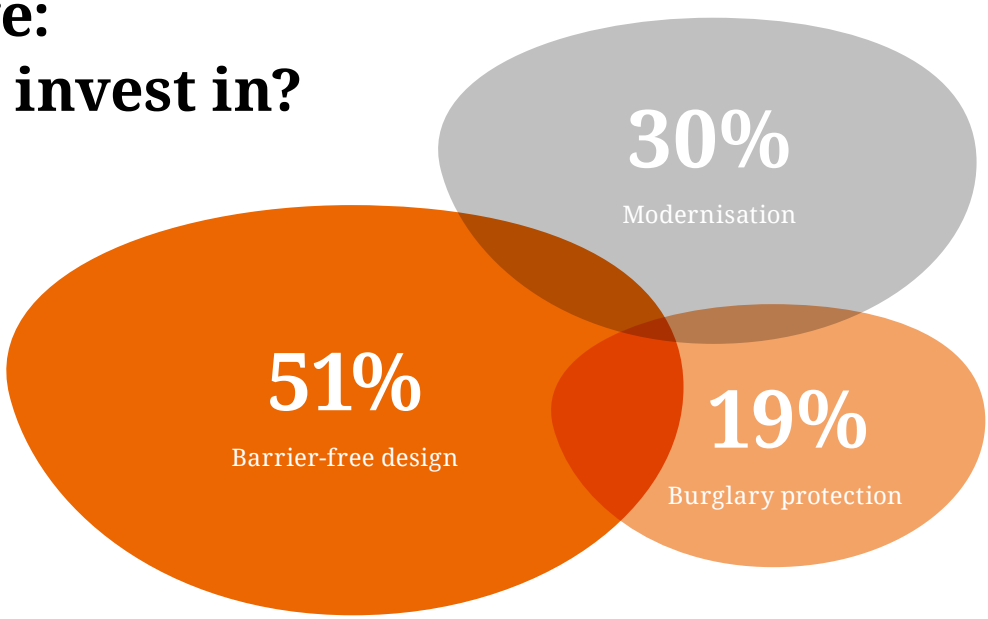

more, we all change throughout our lives – and so do our needs. So one home can’t fully meet the needs of everyone at all times,’ explains Lothar Marx.

Nice and smart

Many senior citizens today are familiar with computers, smartphones and tablets and are open to technological advancements. They are no strangers to apps, voice command systems and online shopping. And they attach increasing importance to security, convenience and entertainment. So it’s not surprising that the concept of smart homes is particularly suited to aging at home. Mobility furniture and electronic devices that enhance quality of living in all stages of life are generally very popular. Be it riser recliner chairs, adjustable beds or opening support systems for doors, wall cabinets and pull outs. These assistive devices might merely be a smart feature for young people but they are greatly appreciated in old age.

The forgotten target group

The needs and wishes of elderly people have long been neglected. Product developers and marketing specialists preferred to focus on the younger generation. But manufacturers are coming to realise that this generation often has immense buying power. Their children have left the nest so they can now invest the wealth they have earned and saved in leisure time activities and enhanced convenience for their homes.

What does the future hold?

Life expectancy is on the rise. In 2010, the number of people over 65 was 524 million worldwide. According to forecasts, the figure should rise to 1.5 billion by the year 2050. In other words, more and more people are likely to opt for aging at home so that they can continue to live in their familiar environment. Thanks to technical advancements, intelligent assistive systems and a change in social attitude, this model is becoming ever more attractive and easier to implement. •

Time to get up and move

The term ‘ergonomics’ no longer merely refers to the scientific study of people and their working conditions to improve effectiveness. Today, it is far more about people’s health, well-being and optimising their quality of life. Experienced osteopath Klaus Isele tells us what else is involved in modern ergonomics.

Ergonomics is on everyone’s lips; occupational therapy is all the rage. Why is that?
Unfortunately, our society has focussed on treating symptoms instead of preventing them. That is up till now. Our thinking is changing. Many people have discovered the benefits of occupational therapy and osteopathy. I’ve noticed that an increasing number of patients come to my practices for prophylactic treatment. They go directly to an osteopath to avoid developing serious complaints. These complaints are not only caused by sports activities or accidents. Many of them can be traced back to the workplace.

What would you check up on at home from an ergonomic standpoint?
Well, the first thing I’d ask myself is where do I spend most of my time? The combined kitchen and living room is something I’d definitely focus on, closely followed by measures to create a healthy workplace in my home office.

Do we make any classic ‘ergonomic’ mistakes when furnishing our apartments?
Yes, we do! We love to stick to standard dimensions. Please forget ideal dimensions, the perfect body shape and the correct angle. No human body is the same, and living concepts differ greatly and change all the time. Change is the only constant. That’s why you have to adapt furnishings to each individual in line with their lifestyle. Just like you have to find the right therapy for each individual – should they ever need one.

Which room is the most challenging from an ergonomic perspective?
That strongly depends on the occupant. Take an elderly person, for example, who has sight, hearing and mobility impairments. Or disabled people who require help with their daily hygiene. Or wheelchair users, etc. who need to prepare a meal. Every room has different challenges.

What’s your personal checklist for an ergonomic kitchen?
First, I’d work out which items I use most frequently every day and then I’d think about where best to keep them. For me, that’s everything to do with coffee. It’s important to me to have a good cup of coffee. Not just at home but in my practices, too. I go through the following routine: raise my arm, take the coffee maker out of the cabinet, use my other arm to add coffee powder (also from above). Turn to tap, fill water, etc. If you break down each step into small bits, you get different movements. But watch out. Repeating the same movements again and again can cause repetitive strain injuries and that

© Wolf Christof

ABOUT

For physiotherapist Klaus Isele, people are at the centre of his thinking. He takes a holistic approach to healthcare and his therapies comprise both orthodox medicine and alternative methods of treatment. He and his team offer physiotherapy, osteopathy and pain therapy at five different locations in Vorarlberg, Austria. His trips to Japan, Uganda, Peru, Canada and the USA have given him new insights into different methods of therapy. He shares his expertise in workshops, presentations and publications.
therapierbar.com

means you'll probably end up in one of my practices sooner or later!

Has our level of fitness and activity improved over recent years or does it just feel that way?
Subjectively, I agree. Above all people's awareness of their own bodies, their health and staying healthy has changed for the better.

Is back pain the most frequent complaint in connection with bad ergonomics or are there other problem areas?
I attended an international congress a couple of years ago on the topic of lumbago, in other words back pain. A well-known doctor from Kenya was holding a paper and a participant asked him the following question: 'Europeans all suffer from back pain. What's the most common complaint in Africa?' With an incredulous look on his face, he replied, 'Back pain, too.' So in terms of living and ergonomics, it's not only in Central Europe that back pain is the number one complaint. Shoulder pain is also high up on the list.

We spend a lot of time on our smartphones, tablets, etc. – in other words, sitting in an unnatural position. Will that be detrimental to our health in the long term.
Yes, it will. The number of patients suffering from 'smartphone thumb' (tendinitis) and problems with their neck vertebrae surged during the COVID peak. All these complaints were clearly caused by bad workplace ergonomics in home offices and too much time spent on the devices previously mentioned.

What are the best exercises to stay fit for life?
All forms of physical activity are good for you. There is no single exercise that is the best. My physiology professor once said: 'Variatio delectat', in other words, variety is good for you (and your body). •

Know today what might be important tomorrow

Blum researchers have been investigating the needs of kitchen and furniture users around the world for years. Research insights are incorporated in the development of new products. One special method of research is to use an age simulation suit: wearers feel age-related limitations within seconds of donning the suit. We spoke to Sandra Boehler from Blum's Requirements Research Department and asked her to explain how the suit works and what can be gained from it.

Laying the table, unloading the dishwasher, preparing a meal. The scenario in Julius Blum GmbH's kitchen lab is the same as in any private kitchen. Aside from the cameras that capture the test subjects performing daily activities. 'We invite guests from outside the company or employees from other departments to use our test kitchen,' says Sandra Boehler from Blum's Requirements Research Department. The participants use product prototypes while cooking an ordinary meal and then report on their experiences. They provide valuable insights on how to improve products. 'The test subjects often spend the whole week with us to get used to the product being tested.'

Cooking in a suit

Things get really interesting when the AgeExplorer® comes into play. Participants test the products while wearing the age simulation suit which allows them to feel the effects of aging, such as difficulties with mobility, muscle fatigue, limited field of vision and altered perception of colour. Sandra Boehler experienced the latter herself. 'I tried to bake a cake wearing the AgeExplorer®. I couldn't see whether it was golden-brown and cooked or whether it was still raw inside.'

Worldwide research into users' needs

Sandra Boehler doesn't only test kitchen solutions. The functionality of Blum's latest developments is now being tested in all areas of the home. 'We're interested in kitchen users' needs in all living areas and in all our markets. To this end, we regularly travel to different countries around the world and observe how our product ideas are implemented on site.' Manufacturers, cabinet makers and fitters are also invited to share their expertise. All these efforts allow the company to constantly come up with new product ideas.

AgeExplorer® dress code

But let's go back to the instant aging suit. The suit is used worldwide not only by product developers but also for ongoing education and training, e.g. in the health and care sector. The idea is to allow participants to step into old age and feel what it's like to struggle with the simplest tasks. This will help to create a better understanding for older persons and the difficulties they endure every day. 'After wearing the AgeExplorer® for about an hour you're absolutely exhausted and glad to get it off again,' reports Sandra Boehler.

Recognising the needs of the future

What are the benefits of research into requirements and users? 'We've seen that needs have changed dramatically over the past ten years. People are now placing more value on practical and ergonomic solutions. Trend research is also gaining importance. To this end, we monitor all groups of the population, from young to old, so that we understand what products and services will be needed in the future. Demographic changes indicate areas where the greatest support will be needed – keyword Ambient Assisted Living. Height adjustable cabinets, SPACE STEP and SERVO-DRIVE will play an important role in this context.' •

INFO

The AgeExplorer® age simulation suit is a trademark of the Meyer-Hentschel Institute, which is one of the pioneers of instant aging. It was first presented in 1994 and has been used by Julius Blum GmbH to monitor products and their use in practice since 2005.

Dark surfaces

Dark furniture and finishes are both in vogue and a source of inspiration. Muted shades create an elegant and homely atmosphere and go beautifully with popular interior design styles such as minimalism. The colour scheme should be carried through to furniture interiors to pull together a dark finished look. To this end, Blum offers a range of lift systems, box systems and hinges that complement each other perfectly in terms of design and function. To create fine designs with a wow factor.

NAME
blum

Incorporate beautiful hinges
Dark furniture radiates sleek elegance – inside and out. CLIP top BLUMOTION in onyx black blends harmoniously and discreetly into any interior.

Make a style statement with drawers
A perfect marriage of design and function: Blum box systems in carbon black stylishly complement any item of dark furniture.

Create bespoke fittings

The AVENTOS HK top lift system comes with a dark grey cover cap so that it merges with dark furniture finishes – for a cohesive look when open. •

CLIP top BLUMOTION 107°

Tips

ottolenghi.co.uk
He is one of the most successful cookbook authors of recent times, is acknowledged as the founder of modern vegetarian cuisine and has taught us how to put Middle-Eastern recipes on the table. Yotam Ottolenghi oversees the day-to-day running of his shops and restaurants in his adopted home of London and writes a column for The Guardian. Our master chef Chiara van Emrik takes inspiration from 'The Cookbook'.

Vertical Living
Vertical Living presents 41 stunning examples of architecture from all over the world and profiles four architecture firms that are masters at making a big impact in small spaces.

Hardcover, 272 pages
ISBN: 978-3-89955-871-5
gestalten.com

ignant.com
Award-winning online magazine iGNANT inspires with unusual and carefully curated content on design, photography and architecture. An insider tip!

theminimalists.com
Less is more. Joshua Fields Millburn and Ryan Nicodemus' books, talks and podcasts have made minimalism a movement. 'Less is now' is a successful documentary on Netflix.



Out of the Woods
Out of the Woods showcases the world's most inspiring timber architecture. It comprises essays on the raw material and explores the endless possibilities offered to interior designers.

Hardcover, 288 pages
ISBN: 978-3-89955-859-3
gestalten.com



Home Report 2021
Home Report 2021 by trend researcher and futurologist Oona Horx-Strathern presents new building technologies, alternative models of living, sustainable materials and living trends.

Online issue, 120 pages
ISBN: 978-3-945647-77-6
zukunftsinstitut.de

The world

of Blum

82 Blum facts

84 Digital inspiration

87 Masthead

Blum facts

Julius Blum GmbH specialises in the manufacture and distribution of furniture fittings worldwide. Our policy of global customer benefits is our development philosophy and our motivation. We listen closely to our customers' ideas and needs and use their input to develop our products and services.

Founded in

1952

8,778 employees worldwide

Print media in 30 languages

2100

patents for our products

We are one of the largest manufacturers of fittings and export to 120 countries around the world.

800

different hinges

Apprenticeship programme

For 50 years in Austria and for 25 in the USA.

70 showrooms worldwide

33

subsidiaries and representative offices

Digital inspiration

Practical experiences, trends and innovations pave the way for new solutions. We present our ideas and innovations to manufacturers and end users on our online platform blum-inspirations.com. Find fresh inspiration at the click of your mouse.

It's very important to us at Blum to understand our customers' needs and wishes and share insights and application ideas with our partners. This dialogue is a key driver in the development of new products and services. And blum-inspirations.com is an ideal platform for the digital exchange of information.

Virtual insights worldwide

Application videos, homes stories and experience reports from all over the world provide home enthusiasts with concrete examples of how Blum products can be used in different living areas. How can I maximise the storage space available? What innovative storage solutions can I implement with Blum's help? What kinds of tips and tricks can planning and interior design professionals give me? What's more, manufacturers such as furniture builders and cabinet makers can get additional information on technical specifications and supporting services.

Focus on functionality and convenience

The journey through the international world of home interiors on blum-inspirations.com is not just about design. There are also articles on dynamic living spaces and functional aspects such as how to improve workflow and ergonomics. Our contributions to these topics stem from intensive research into markets and requirements. But that is not all. You might also want to check out other interesting topics such as the AgeExplorer® and kitchen observations.

Inspiration is everywhere

From concept to implementation, blum-inspirations.com covers all living areas: kitchens, bathrooms, entrance halls, living rooms, bedrooms and naturally home offices. No matter where you need clever and ingenious storage space ideas, Blum will have a solution.

Hand in hand

blum-inspirations.com presents ideas from the analogue world of living spaces in a visually appealing digital format. Manufacturers learn more about the needs and lifestyle of their customers, and end users get an insight into the world of professionals and furniture makers. The scope of the articles is wide, providing in-depth information on the Blum products and E-Services used, e.g. the Zone Planner, Product and Cabinet Configurator, planning documentation for downloading and information on the nearest showroom, so there is something for every interest. •

blum Inspirations

blum-inspirations.com is a growing source of inspiration for everyone who is enthusiastic about creative furniture solutions, be it professionally, personally or both. Cabinet makers, furniture manufacturers, architects, interior designers and end users will find ideas, tips and familiar solutions with a new twist.

Fascinating ideas for a better quality of living:
blum-inspirations.com

More information

Sharing inspirations, enabling new ideas

Recommend the Blum Inspirations magazine to friends and colleagues and discover more about the world of Blum at www.blum.com.

Masthead

Masthead as stipulated by § 25 of the Media Act

Owner and publisher:
Julius Blum GmbH
Industriestrasse 1
6973 Hoechst, Austria
Telephone: +43 (0)5578 705 0
Fax: +43 (0)5578 705-44
Email: info@blum.com
Website: www.blum.com

Commercial register:
62067 a

Place of jurisdiction:
Feldkirch Regional Court, Austria

VAT ID:
ATU 35695903
Regulatory body according to the E-Commerce Act (ECG)
Bregenz District Authorities, Austria

Objective of the company
To develop, manufacture and sell furniture fittings and assembly devices for kitchens and furniture made by industrial manufacturers and cabinet makers

Editors in chief
Sandra Schulz
Anja Wölfl

Photos
Klaus Fussenegger
Walter Dür

Concept and design
Lighthouse GmbH
88131 Lindau, Germany
www.lighthouse.de

Publishing and production
Vorarlberger Verlagsanstalt GmbH
Dornbirn, Austria

Copyright by Julius Blum GmbH. Further printing, copying, redistribution or publication of any part of this magazine is strictly prohibited unless expressly permitted by the publisher.

Look for our FSC™-certified products

FSC
www.fsc.org
FSC™ C115115

All content is copyrighted by Blum.
Subject to technical modifications and changes to the range without notice.
IDNR: 478.736.2 · EP-557/1 EN-NZ/03.22

Blum New Zealand Ltd
16 Avenger Crescent, Wigram
Christchurch 8042
New Zealand
Phone: 03 379-4984
E-mail: info.nz@blum.com
www.blum.com

Blum New Zealand Ltd
621 Rosebank Road, Avondale
Auckland 1026
New Zealand
Phone: 09 820-5051
E-mail: info.nz@blum.com
www.blum.com

Julius Blum GmbH
Furniture Fittings Mfg.
6973 Höchst, Austria
Tel.: +43 5578 705-0
Fax: +43 5578 705-44
E-mail: info@blum.com
www.blum.com

Our sites in Austria, Poland and China are certified to the international standards mentioned below.
Our site in the USA is certified to ISO 9001.
Our site in Brazil is certified to ISO 9001, ISO 14001 and ISO 45001.

ISO 9001 Certified Quality System
ISO 14001 Certified Environmental System
ISO 50001 Certified Energy System

blum